

**UNI-ROYAL**  
厚聲集團

# DATA SHEET

**Product Name** Cement Heating Fixed Resistors

---

**Part Name** PRWL 3W Series

**File No.** DIP-SP-062

## **Uniroyal Electronics Global Co., Ltd.**

88#, Longteng Road, Economic & Technical Development Zone, Kunshan, Jiangsu, China

Tel +86 512 5763 1411 / 22 /33

Email [marketing@uni-royal.cn](mailto:marketing@uni-royal.cn)

Manufacture Plant Uniroyal Electronics Industry Co., Ltd.

Aeon Technology Corporation

Royal Electronic Factory (Thailand) Co., Ltd.

Royal Technology (Thailand) Co., Ltd.

**1. Scope:**

- 1.1 This datasheet is the characteristics of Cement Heating Fixed Resistors manufactured by UNI-ROYAL.
- 1.2 Double resistor design, high calorific value, high power, strong pressure resistance
- 1.3 For electrical mosquito repeller
- 1.4 For fragrance diffuser

**2. Part No. System:**

The standard Part No. includes 14 digits with the following explanation:

2.1 For Arc porcelain shell Fixed resistor, these 4 digits are to indicate the product type .

Example: PRWL=PRWL- type

2.2 5<sup>th</sup>~6<sup>th</sup> digits:

2.2.1 For power of 1 watt to 16 watt ,the 5<sup>th</sup> digit will be a number or a letter code and the 6<sup>th</sup> digit will be the letters of W.

Example: 3W=3W;

2.3 The 7th digit is to denote the Resistance Tolerance. The following letter code is to be used for indicating the standard Resistance Tolerance.

J=±5% ; K=±10%

2.4 The 8<sup>th</sup> to 11<sup>th</sup> digits is to denote the Resistance Value.

2.4.1 For Cement Fixed Resistors the 8<sup>th</sup> digits will be coded with “W”or “P”to denote Wire-wound type or Power Film type respectively of the Cement Fixed Resistor product. The 9<sup>th</sup> & 10<sup>th</sup> digits are to denote the significant figures of the resistance and the 11<sup>th</sup> digit is the number of zeros following. Example: P652=6.5KΩ

0=10<sup>0</sup> 1=10<sup>1</sup> 2=10<sup>2</sup> 3=10<sup>3</sup> 4=10<sup>4</sup> 5=10<sup>5</sup> 6=10<sup>6</sup> J=10<sup>-1</sup> K=10<sup>-2</sup> L=10<sup>-3</sup> M=10<sup>-4</sup>

2.5 The 12<sup>th</sup>, 13<sup>th</sup> & 14<sup>th</sup> digits.

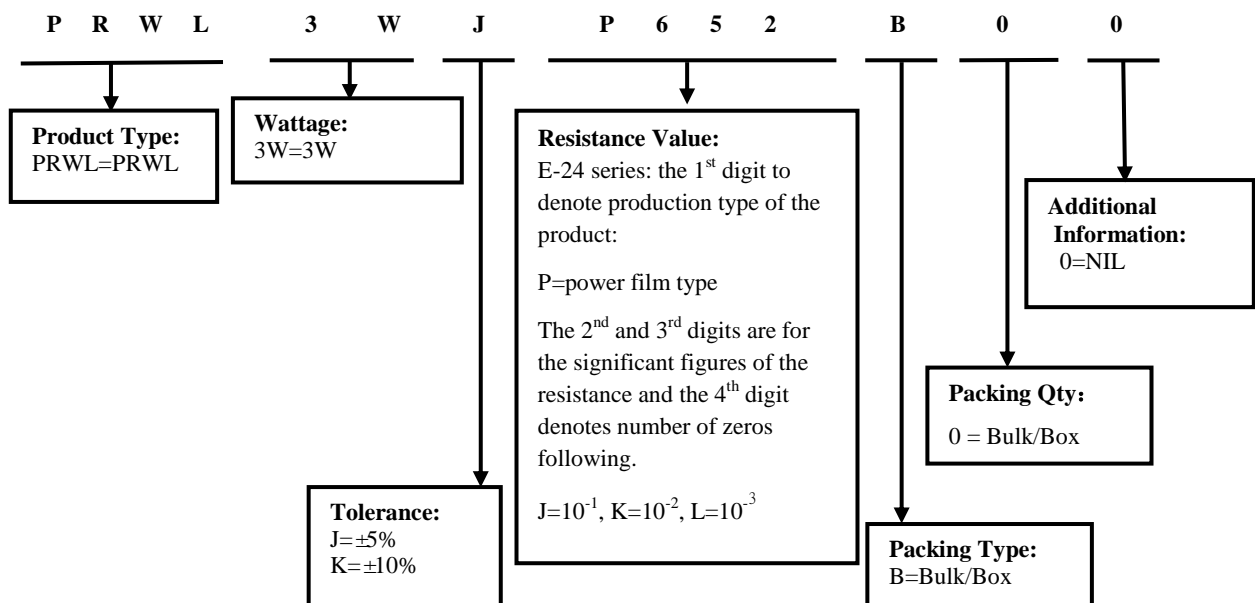
2.5.1The 12<sup>th</sup> digit is to denote the Packaging Type with the following codes:B=Bulk/Box

2.5.2 The 13<sup>th</sup> digit is normally to indicate the Packing Quantity, This digit should be filled with “0”for theCemen products with “Bulk/Box” packing requirements.

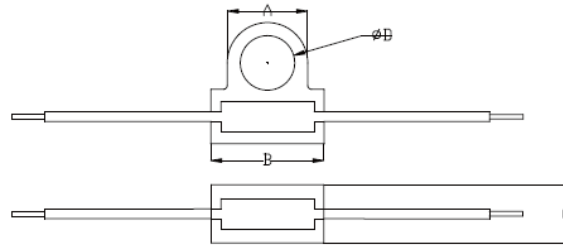
2.5.3 For some items, the 14<sup>th</sup> digit alone can use to denote special features of additional information with the following codes or standard product  
Example: 0= standard product

**3. Ordering Procedure**

(Example: PRWL 3W ±5% 6.5KΩ B/B )



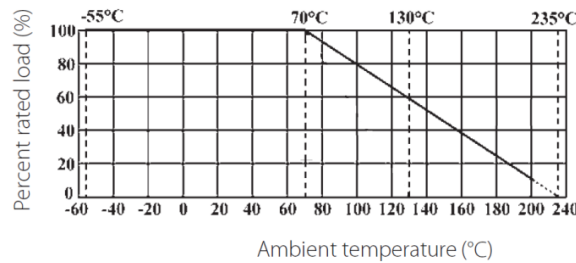
**4. Dimension (Unit: mm)**



Type	A±0.3	B±0.4	C±0.3	ØD±0.4	Tolerance	Resistance Range
PRWL 3W	12.6	18.3	8.9	9.4	±5% & ±10%	5K6~16K

**5. Derating Curve**

Resistors shall have a power rating based on continuous load operation at an ambient temperature from -55°C to 70°C. For temperature in excess of 70°C, the load shall be derate as shown in figure 1



**5.1 Voltage rating:**

Resistors shall have a rated direct-current (DC) continuous working voltage or an approximate sine-wave root-mean-square (RMS) alternating-current (AC) continuous working voltage at commercial-line frequency and waveform corresponding to the power rating, as determined from the following formula:

$$RCWV = \sqrt{P \times R}$$

Where: RCWV = rated dc or RMS ac continuous working voltage at commercial-line frequency and waveform (VOLT.)

P = power rating (WATT.)

R= nominal resistance (OHM)

**6. Performance Specification**

Characteristic	Limits	Test Method (GB/T5729&JIS-C-5201&IEC60115)
Temperature Coefficient	±350PPM/°C	4.8 Natural resistance changes per temp. Degree centigrade $\frac{R_2 - R_1}{R_1(t_2 - t_1)} \times 10^6 \text{ (PPM/°C)}$ R <sub>1</sub> : Resistance Value at room temperature (t <sub>1</sub> ) ; R <sub>2</sub> : Resistance at test temperature (t <sub>2</sub> ) t <sub>1</sub> : +25 °C or specified room temperature t <sub>2</sub> : Test temperature (-55°C or 125°C)
Short-time overload	ΔR/R: ±(5%+0.05Ω) and no mechanical damage.	4.13 4.13 Permanent resistance change after the application of a potential of 2.5 times RCWV or Max. Overload Voltage whichever less for 5 seconds..
Dielectric withstanding voltage	No evidence of flashover mechanical damage, arcing or insulation break down.	4.7 Resistors shall be clamped in the trough of a 90 °metallic V-block and shall be tested at AC potential respectively specified in the above list for 60-70 seconds.for cement fixed resistors the testing voltage is 1000V.

Solderability	95% coverage Min.	4.17 The area covered with a new, smooth, clean, shiny and continuous surface free from concentrated pinholes. Temperature of solder: $245 \pm 3^\circ\text{C}$ ; Dwell time in solder: 2~3 seconds.
Rapid change of temperature	$\Delta R/R: \pm(2.0\% + 0.05 \Omega)$ and no mechanical damage.	4.19 30 min at $-55^\circ\text{C}$ and 30 min at $155^\circ\text{C}$ ; 100 cycles.
Load life in humidity	$\Delta R/R: \pm(5.0\% \pm 0.05 \Omega)$ and no mechanical damage.	4.24 Resistance change after 1,000 hours (1.5 hours "ON", 0.5 hour "OFF") at RCWV in a humidity test chamber controlled at $40^\circ\text{C} \pm 2^\circ\text{C}$ and $93 \pm 3\%$ relative humidity.
Load life	$\Delta R/R: \pm(5.0\% \pm 0.05 \Omega)$ and no mechanical damage.	4.25.1 4.25.1 Permanent resistance change after 1,000 hours operating at RCWV with duty cycle 1.5 hours "ON", 0.5 hour "OFF" at $70^\circ\text{C} \pm 2^\circ\text{C}$ ambient.

## 7. Note

7.1 UN-ROYAL recommend the storage condition temperature:  $15^\circ\text{C} \sim 35^\circ\text{C}$ , humidity :25%~75%.

(Put condition for individual product)

Even under UNI-ROYAL recommended storage condition, solderability of products over 1 year old. (Put condition for each product) may be degraded.

7.2 Store / transport cartons in the correct direction, which is indicated on a carton as a symbol.

Otherwise bent leads may occur due to excessive stress applied when dropping of a carton.

7.3 Product performance and soldered connections may deteriorate if the products are stored in the following places:

- a. Storage in high Electrostatic
- b. Storage in direct sunshine、rain and snow or condensation
- c. Where the products are exposed to sea winds or corrosive gases, including  $\text{Cl}_2$ ,  $\text{H}_2\text{S}$ ,  $\text{NH}_3$ ,  $\text{SO}_2$ ,  $\text{NO}_2$ .

## 8. Record

Version	Description of amendment	Page	Date	Amended by	Checked by
1	First issue of this specification	1~4	Jul.06, 2023	Fucong Liu	Haiyan Chen